

ATEX E-SERIES



GAS




DUST



AXIAL PLATE-MOUNTED FANS FOR INSTALLATION IN POTENTIALLY EXPLOSIVE AREAS

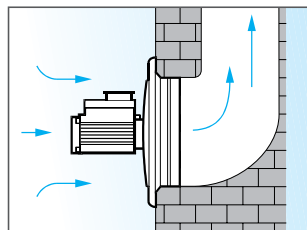
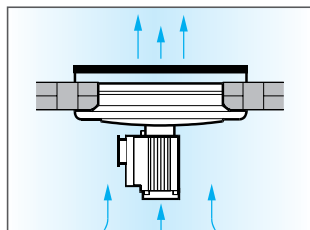
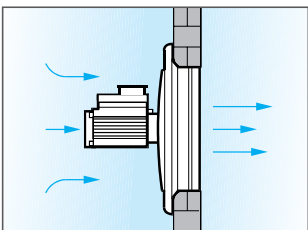
Product specifications:

- 14 models, of which 5 are single phase and 9 three phase.
- ATEX certified for use in areas at risk of explosion due to gases and/or dust particles.
- Airflow up to 6900 m³/h.
- High pressures over 200 Pa.
- Constant operating temperature between -20°C and +40°C.
- ATEX certified asynchronous induction motors.
- Impeller with aluminium hub and plastic blades.
- Frames with double-coated sheet steel mesh and nozzle.
- Double-coated galvanised steel wire mesh over the outlet port.
- In single phase models the condenser is housed in explosion-proof casing.
- Metal cable gland for ATEX certified electrical connection.
- Painting consisting of protective base coat and polyurethane finishing paint.
- Protection class: IP65.
- Insulation: Class I 
- Constructed in compliance with EN 14986 standards governing the design of fans operating in potentially explosive areas.
- IMQ 10 ATEX 030 X certified.

APPLICATIONS

These appliances are designed for wall or ceiling installation, or can even be ducted.

The classification and identification of these environments must be carried out by the relevant authorities.



Examples of ventilation (pictures a and b).

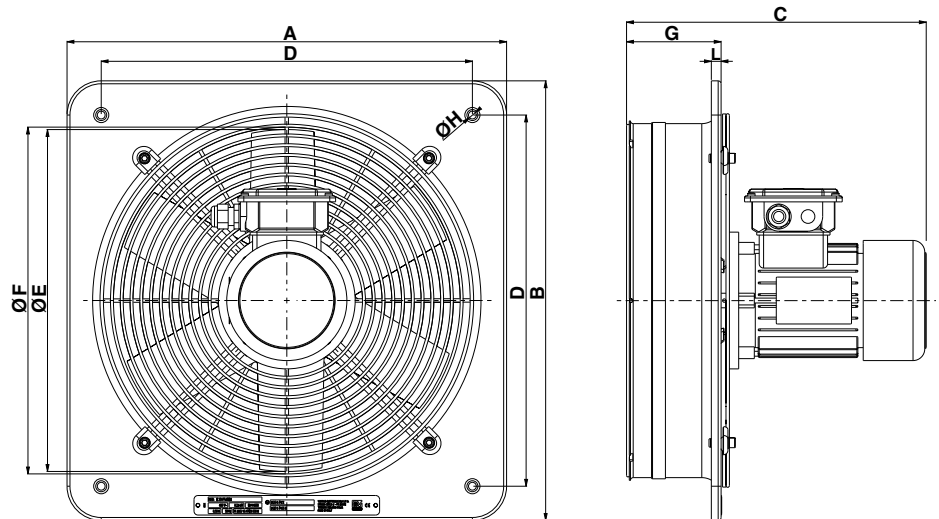


Picture a



Picture b

DIMENSIONS



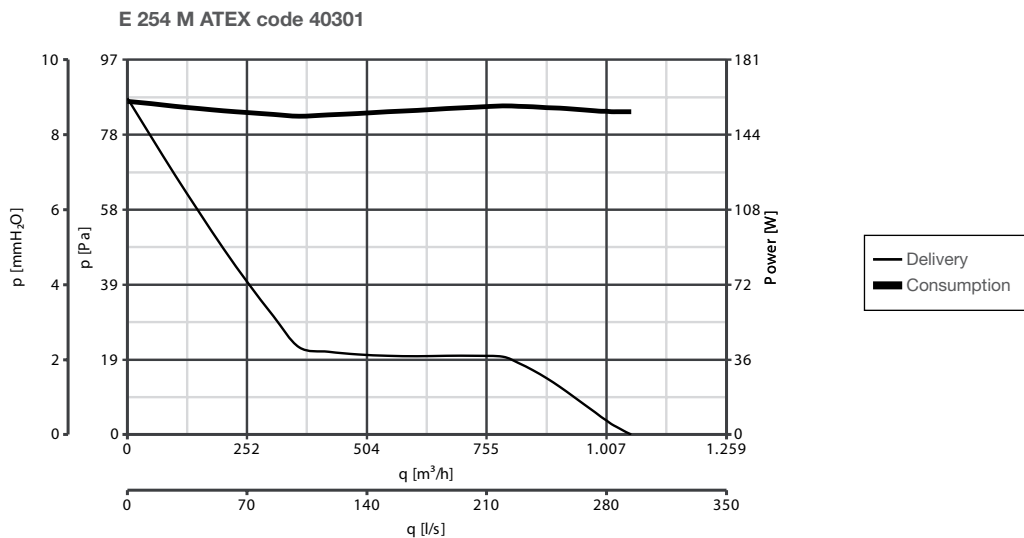
Dimensions (mm)

MODEL	Ø NOM.	A	B	C	D	Ø E	Ø F	G	Ø H	L
E 254 M ATEX	250	320	320	305	280	256	250	95	8	10
E 304 M ATEX	315	380	380	307	330	308	300	97	8	10
E 354 M ATEX	355	450	450	307	380	360	350	97	8	10
E 404 M ATEX	400	510	510	327	430	410	400	117	12	15
E 454 M ATEX	450	630	630	325	530	460	448	112	12	15
E 254 T ATEX	250	320	320	305	280	256	250	95	8	10
E 304 T ATEX	315	380	380	307	330	308	300	97	8	10
E 354 T ATEX	355	450	450	307	380	360	350	97	8	10
E 404 T ATEX	400	510	510	327	430	410	400	117	12	15
E 454 T ATEX	450	630	630	325	530	460	448	112	12	15
E 504 T ATEX	500	630	630	325	530	510	498	112	12	15
E 506 T ATEX	500	630	630	361	530	510	498	112	12	15
E 604 T ATEX	630	760	760	340	630	610	598	127	12	15
E 606 T ATEX	630	760	760	361	630	610	598	127	12	15

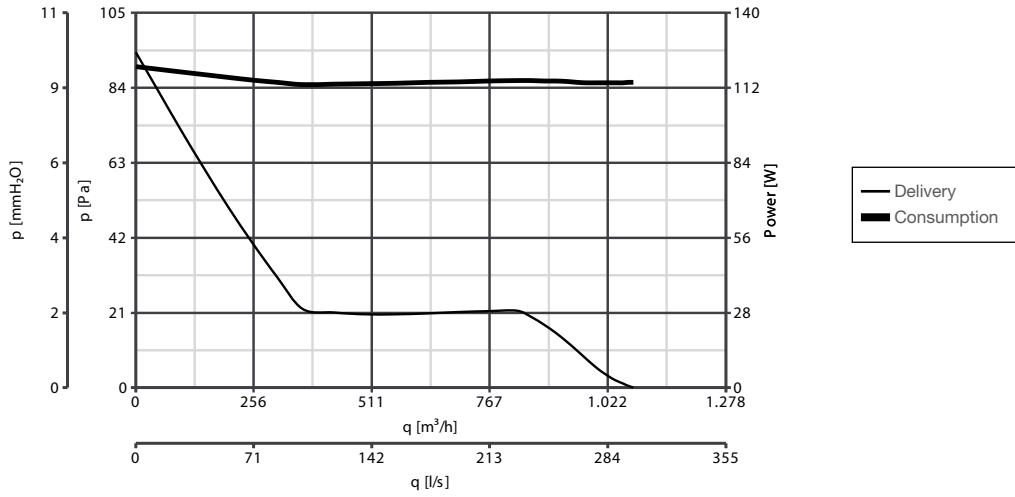
TECHNICAL DATA

	MODEL	Code	Voltage V~50 Hz	Max. power absorption (W)	Rated Current (A)	Number of poles	RPM	Max airflow		Max pressure		Sound Pressure Lp dB(A) 3m	kg
								(m ³ /h)	(l/s)	(mmH ₂ O)	(Pa)		
SINGLE PHASE	E 254 M ATEX	40301	230	167	0.75	4	1400	1040	288.90	8.90	87.50	63.2	8
	E 304 M ATEX	40302	230	175	0.77	4	1400	1600	444.40	14	137.30	59.6	8.8
	E 354 M ATEX	40304	230	204	0.97	4	1400	2220	616.70	17.30	169.40	66	9.5
	E 404 M ATEX	40306	230	294	1.27	4	1400	3550	986.10	19.80	193.80	62	11.5
	E 454 M ATEX	40308	230	346	1.50	4	1400	4634	1287.20	19.10	187.60	70	14
THREE PHASE	E 254 T ATEX	40309	400	121	0.49	4	1400	1050	291.70	9.60	94.20	59.6	7
	E 304 T ATEX	40310	400	162	0.53	4	1400	1585	440.30	14.10	138.30	62	8
	E 354 T ATEX	40313	400	208	0.50	4	1400	2550	708.30	18.40	180.50	66	8.8
	E 404 T ATEX	40314	400	268	0.61	4	1400	3480	966.70	17.40	170.30	64.8	10.5
	E 454 T ATEX	40315	400	345	0.70	4	1400	4443	1234.20	18.20	178.30	69.8	13.6
	E 504 T ATEX	40316	400	293	0.64	4	1400	4900	1361.10	17.70	173.80	72.7	13.6
	E 506 T ATEX	40319	400	166	0.47	6	1000	3823	1061.90	10.10	99.20	64	14.5
	E 604 T ATEX	40317	400	374	0.71	4	1400	6900	1916.70	20.80	203.70	75.4	18
	E 606 T ATEX	40318	400	223	0.49	6	1000	5715	1587.50	12.20	119.40	65.5	19.5

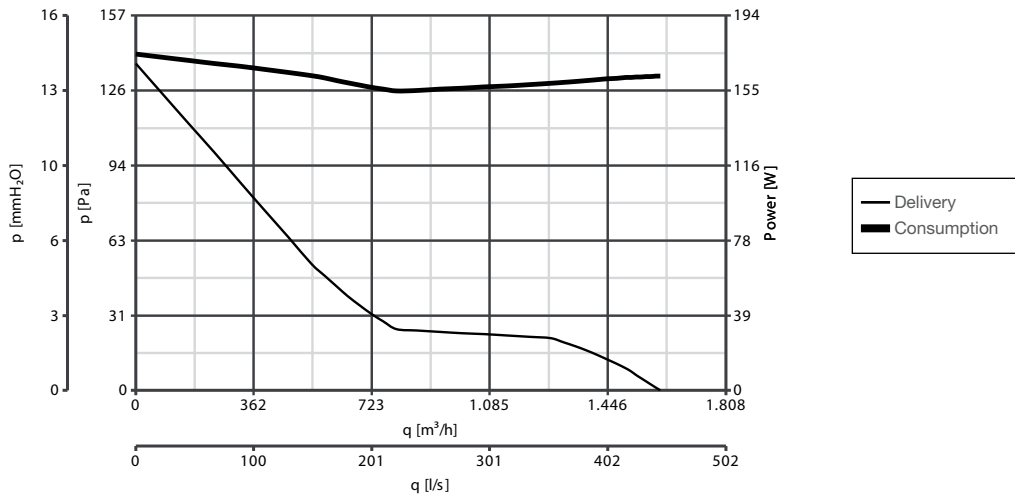
PRESSURE/PERFORMANCE CURVES



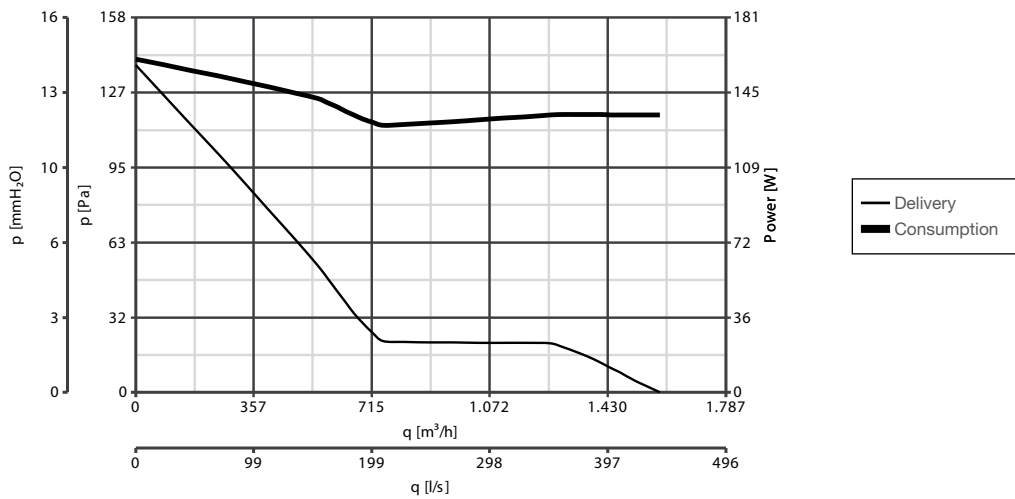
E 254 T ATEX code 40309



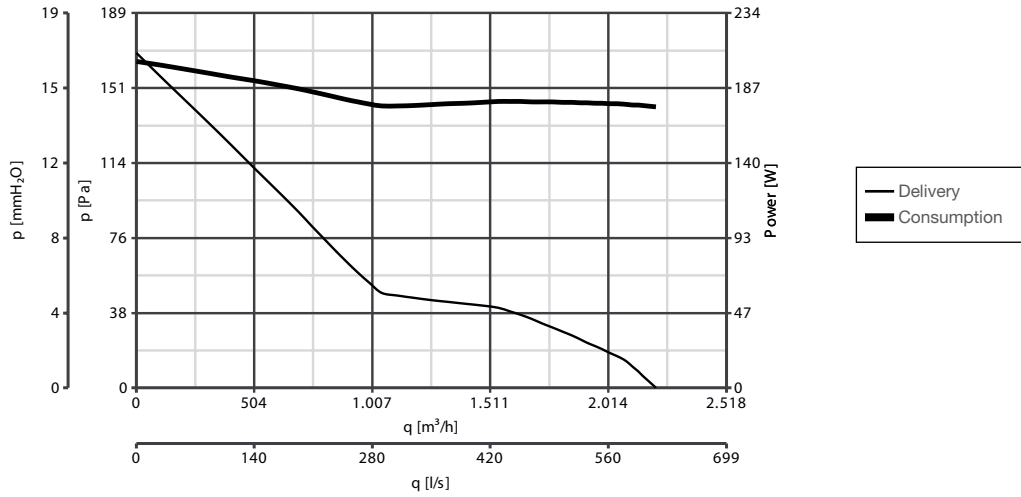
E 304 M ATEX code 40302



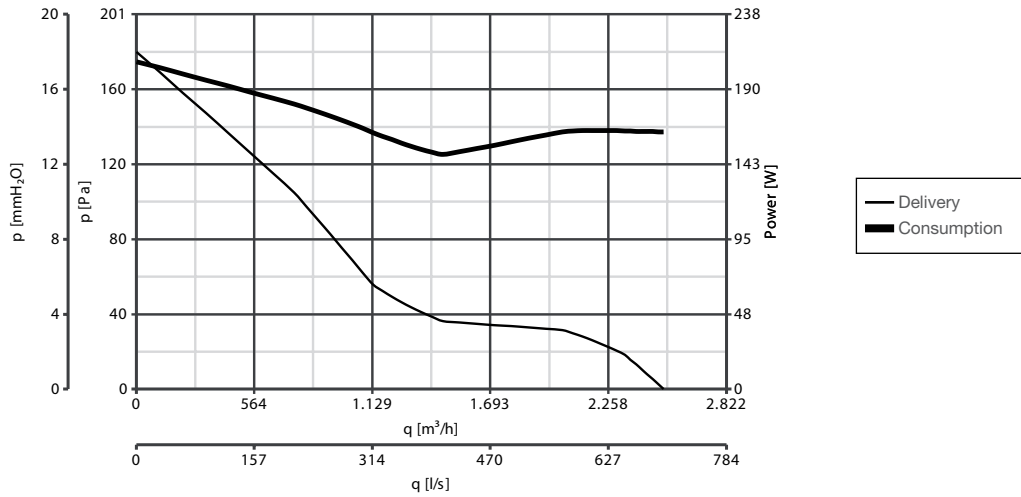
E 304 T ATEX code 40310



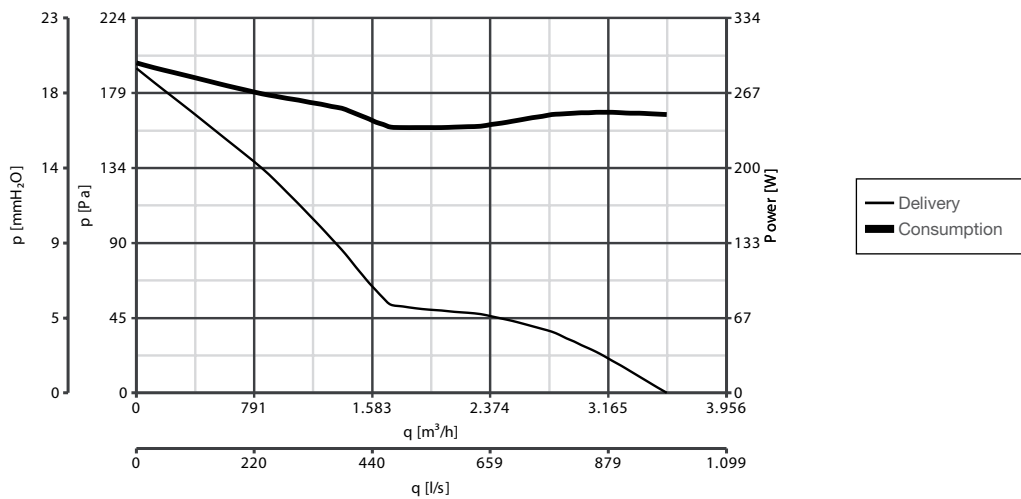
E 354 M ATEX code 40304



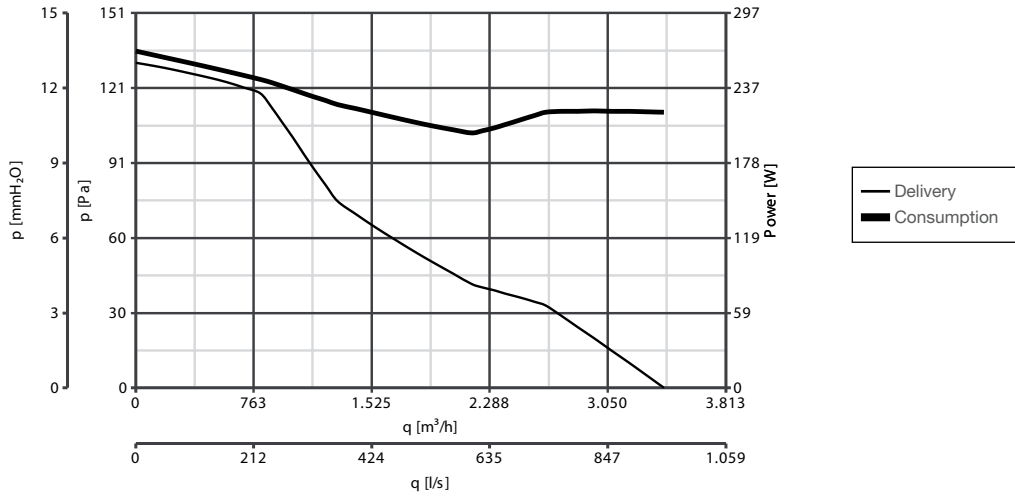
E 354 T ATEX code 40313



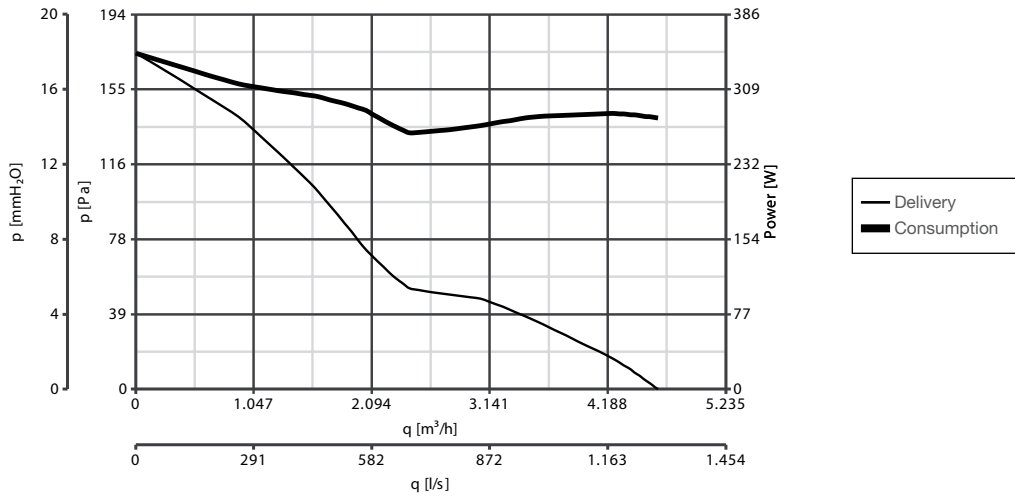
E 404 M ATEX code 40306



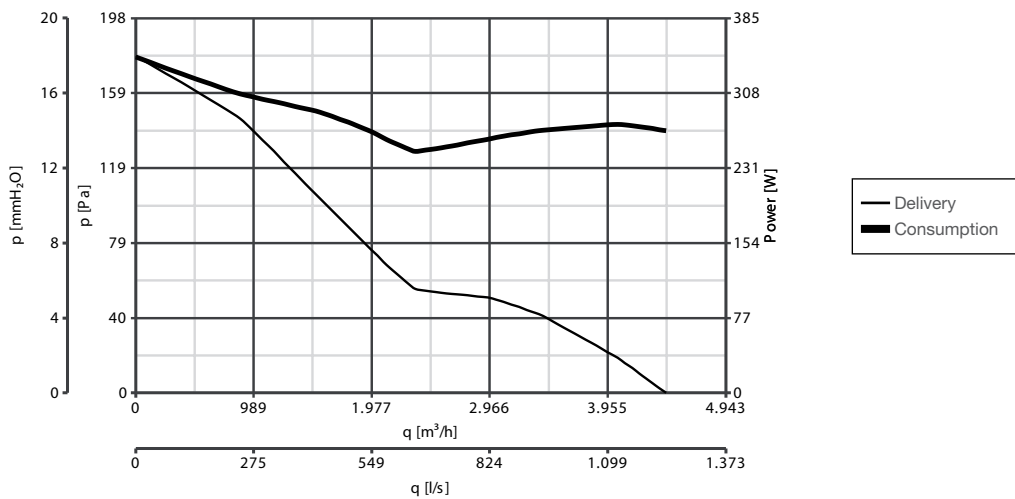
E 404 T ATEX code 40314

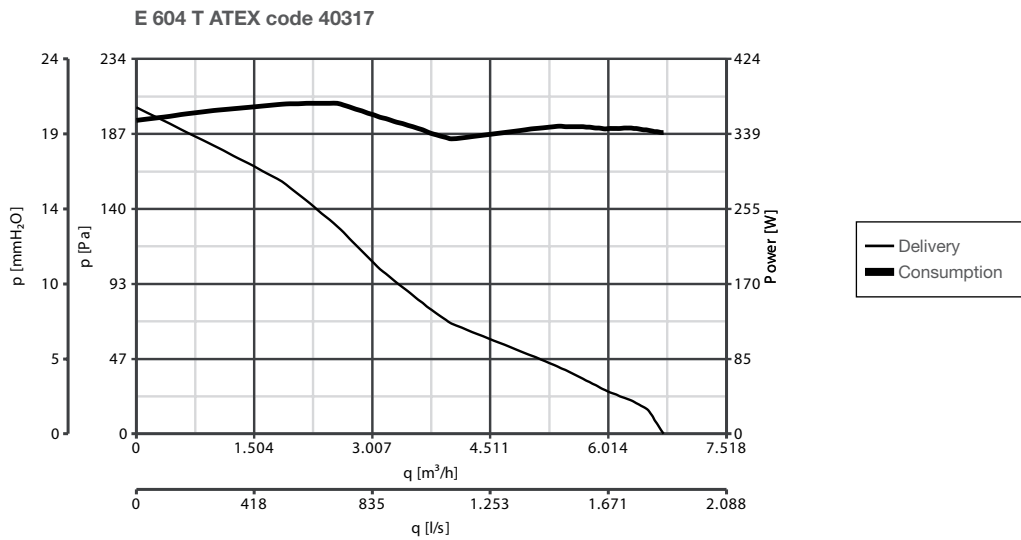
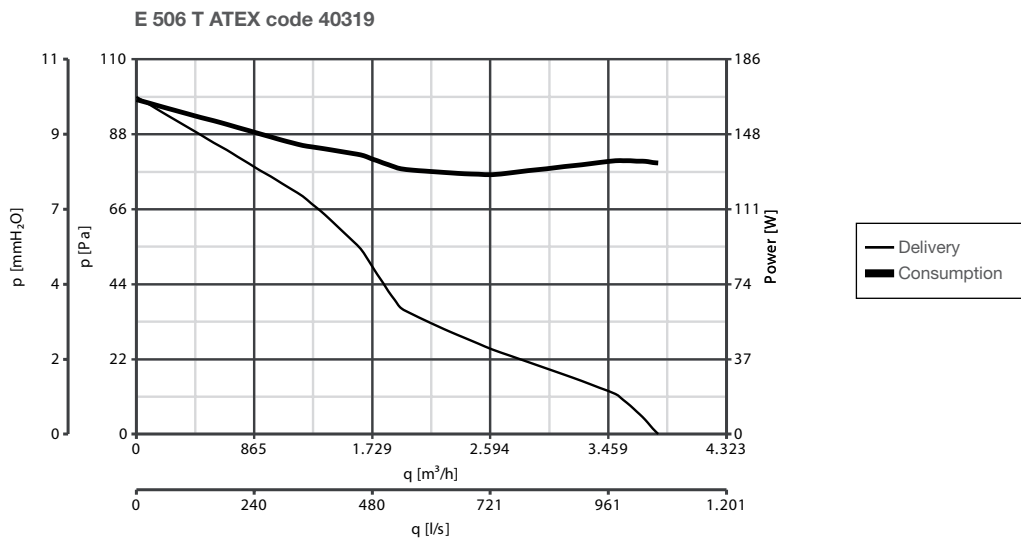
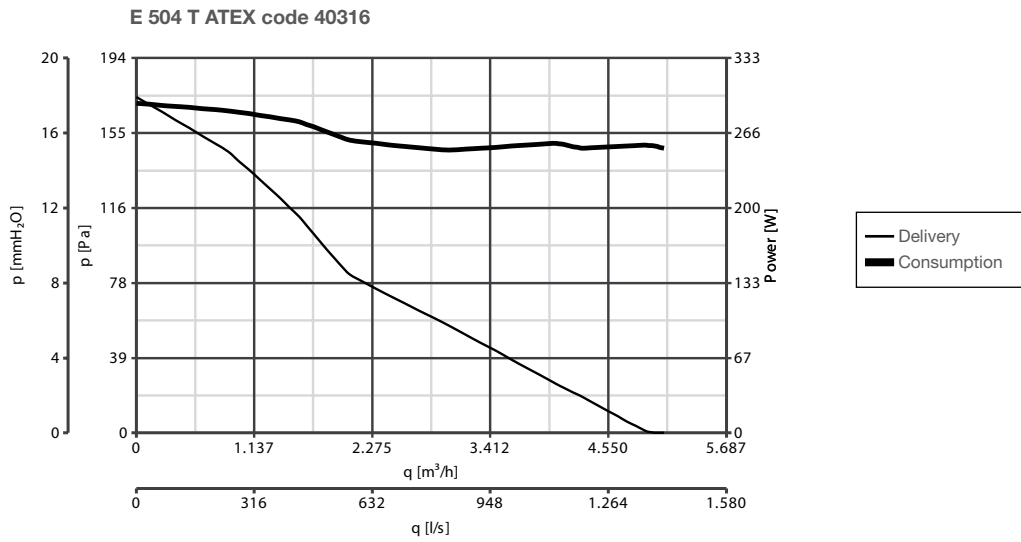


E 454 M ATEX code 40308



E 454 T ATEX code 40315





E 606 T ATEX code 40318

